

Double Layers Multiply Strength

This is a patent pending system for double layer construction of balloon displays. It has been developed by Mary Queen and Graham Rouse over a number of years. It allows you to use two separate aperture frameworks in a single display.

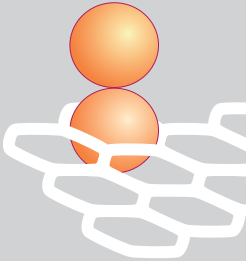
With this system, balloons are normally inflated and tied together in pairs. One balloon of each pair goes in an aperture of one framework. The second balloon of each pair goes in a matching aperture of the second framework.

The result is a balloon display that requires approximately twice as many balloons as a single layer display, but the approach produces considerable benefits for the investment.

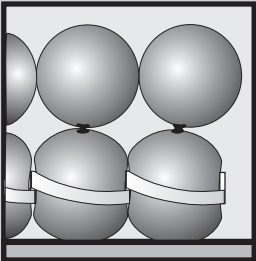
1. It has considerably more “presence”. That is to say, it looks like something more substantial (& it is).
2. It has approximately 20 times the resistance to bending. This is of considerable value when you want to minimize heavy, rigid reinforcement of the balloon display.
3. It provides an inner space in which to hide reinforcing materials when you do choose to use them and provides hiding space for accessory materials such as power cords, Christmas lights, etc.
4. It provides a back up layer of balloons in case balloon/s on the front layer deflate.
5. Many people find it easier to load balloons in the “vertical” fashion of the double layer system than they do the “horizontal” method most often used in single layer displays.



A 7' Soldier (left) and 6' Sea Horse (right) made with the Rouse double layer technique.




1.




2.

Inflate, size and tie balloons in pairs according to instructions that come with your framework. EXCEPT: It is not necessary to squeeze balloons before measuring them. Install pairs of balloons vertically as shown above in “1.” and “2.”

Continue installing one balloon of each pair in the first framework (“3.”) until your design is complete (“4”).

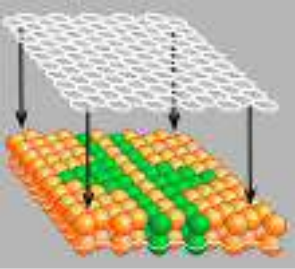


3.




4.

The top layer of balloons will be wider than the lower layer. The lower layer of balloons has been forced into framework openings.

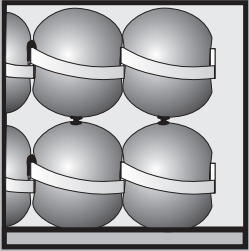


5.

- * Open and align the second framework with the first framework.
- * Press the second framework down onto the top layer of balloons (“5.”).
- * Center each balloon in the frameworks as shown in (“6.” & “7.”)



6.



7.

Visit Downloads at: <http://www.rouseinternational.com/downloads/index.htm> for more RouseCIPES.
File: DoubleLayer_rcp.pdf USA Patent # 6,332,823 Other Patents Pending Update: 3/21/2006