

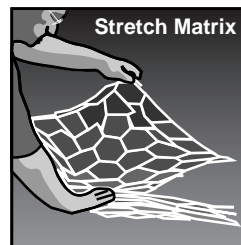
Directions for RMS 6' Sea Horse

For other sizes use balloons sized to match framework.

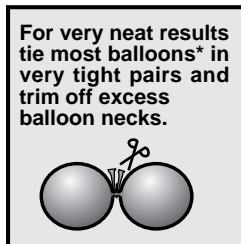
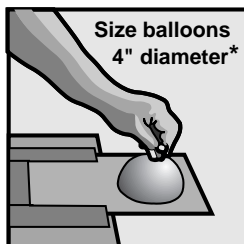
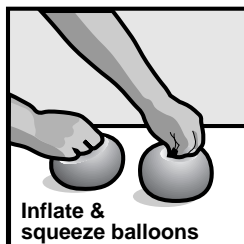
MATERIALS

- A. (1) RMS Sea Horse Matrix (in package)
- B. (121) 5" balloons
- C. (1) Inflator to blow up balloons
- D. (2) Templates for sizing balloons

STEP 1

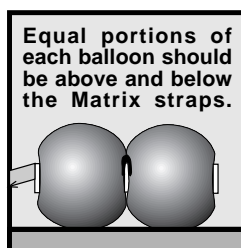
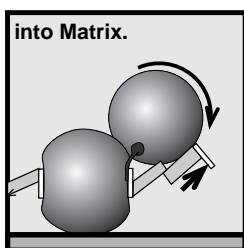
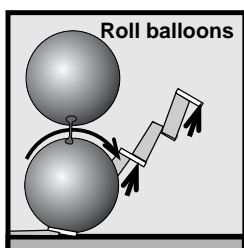


STEP 2



* NOTE: For openings marked in grey use 3" diameter.

STEP 3



STEP 4

Some of the openings marked in grey require connector tabs to be joined as shown to the right. These openings and the others marked in grey hold balloons inflated 3" in diameter.

TIP: The best balloon inflation size can vary depending on softness and slickness of balloons. Test for best results.

